



Stronger, quiet, *reliable.*

AxiForce: powerful, efficient, and reliable compact fans.

ebmpapst

engineering a better life



Impressive overall package.

Compact on the outside, powerful on the inside.

The new AxiForce series sets the benchmark in air performance and noise thanks to a host of aerodynamic improvements and the use of the latest efficient motor technology.



Steep power curve for high performance; efficiency increase of up to 18%



Powerful electronics



Noise advantage up to 6 dB (A) with size 80, for example



Full flexibility with speed, PWM and voltage signal plus temperature sensor and various alarms



Robust versions with salt spray protection, protection class up to IP68 and ATEX certification

Efficient and quiet: *The new AxiForce series.*



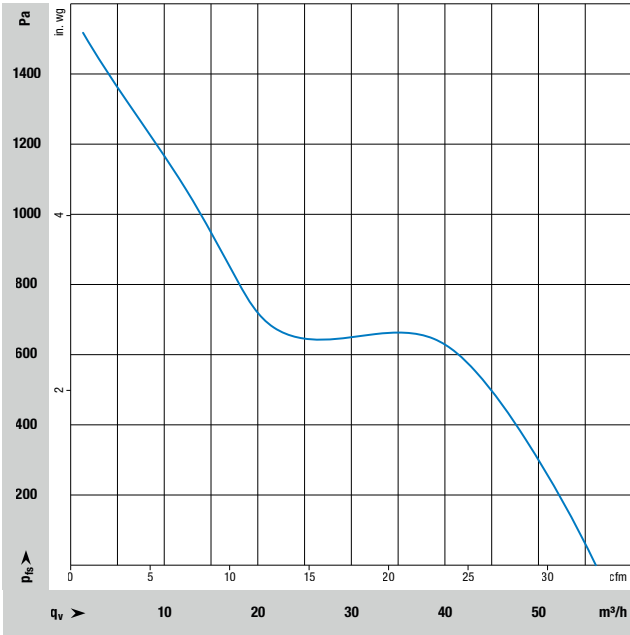
With the new AxiForce series, ebm-papst continues its role as an innovation leader, developing technologies that are essential for a modern and connected future. The brain of a complete production line, complex system or mobile network infrastructure is often installed in industrial control cabinets. It almost always contains sensitive electronic and electrical components that have to be consistently and effectively protected from dangerous environmental factors, such as severe temperature fluctuations, for the safe and error-free operation of a whole host of industry applications.

With the new AxiForce series, ebm-papst has developed a compact fan series that provides continuous, uniform and reliable cooling for control units in automation technology and other state-of-the-art technologies, such as 5G power modules – and with more power and less noise than ever before.

Due to its variable installation, high cooling capacity in the smallest of spaces and interactive integration into the device logic, it is already indispensable in modern automation.

AxiForce size 40





Features:

- + Newly developed flow geometry
- + Motor concept with optimized noise levels and efficiency
- + Power electronics with optimized efficiency
- + Airflow direction blowing over struts
- + Direction of rotation: counterclockwise, looking towards rotor
- + Housing material: plastic (PBT)
- + Fan impeller material: plastic (PA)
- + Tach output
- + PWM control input (range 3,000–27,000 rpm)

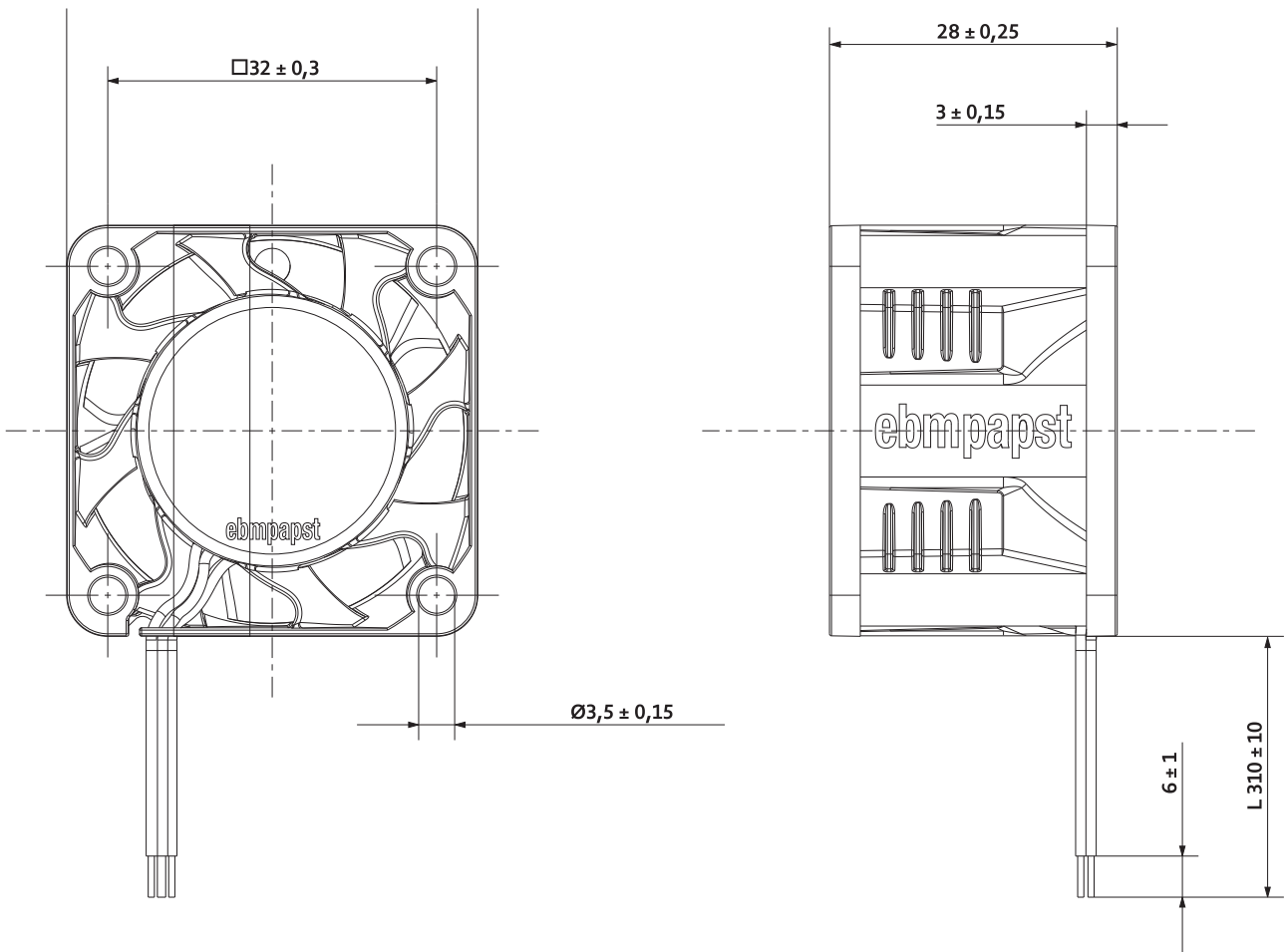
Optional:

- + Go-/No go alarm
- + Analog control input
- + Salt spray resistance
- + Degree of protection up to IP68 (at reduced speed)
- + ATEX-certified – EN 60079-7, Group IIC, T3 (in conjunction with IP68)

Nominal data

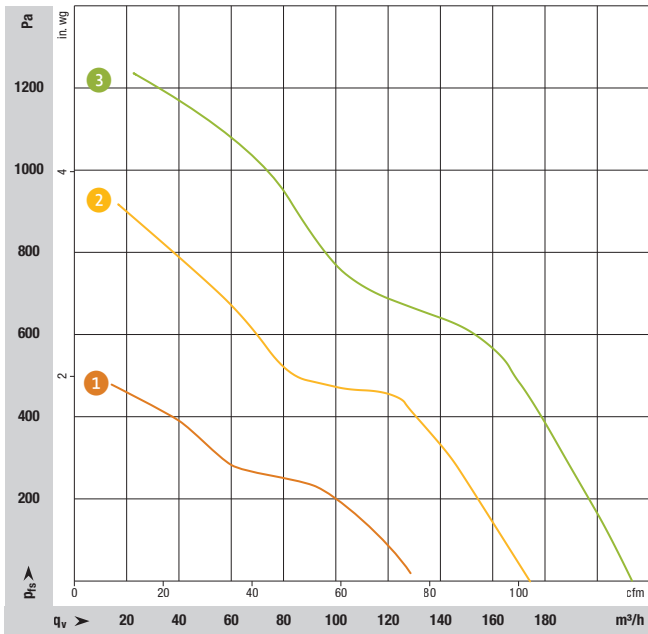
| Type | Material no. | Air flow* m³/h | Air flow* cfm | Nominal voltage VDC | Voltage range VDC | Sound pressure dB(A) | Power consumption* (free air) Watts | Max. Power consumption Watts | Nominal speed rpm | Temperature range °C | Ground kg | Service life L10 (40 °C) ebm-papst standard h |
|--------------|--------------|-------------------|------------------|------------------------|----------------------|-------------------------|---|---------------------------------|----------------------|-------------------------|--------------|--|
| VWCE040KHDGS | 8300100443 | 56 | 33 | 12 | 8...13,8 | 64 | 19 | 23 | 27,000 | -20...+70 | 0.048 | 70,000 |
| VWCE040KJDGS | 8300100674 | 56 | 33 | 24 | 18...28 | 64 | 19 | 23 | 27,000 | -20...+70 | 0.048 | 70,000 |
| VWCE040KKDGS | 8300100673 | 56 | 33 | 48 | 36...56 | 64 | 19 | 23 | 27,000 | -20...+70 | 0.048 | 70,000 |

All dimensions in mm. Data sheets available on request. Subject to technical changes. The technical data provided are based on sample measurements and may differ from the final series product.
*in free air operation.



AxiForce size 80





Description:

- + Newly developed flow geometry
- + New 3-phase motor concept
- + Powerful electronics
- + Airflow direction: exhaust over struts
- + Direction of rotation: counterclockwise viewed toward rotor
- + Housing material: plastic (PBT)
- + Fan impeller material: plastic (PA)
- + Tacho output
- + PWM control input

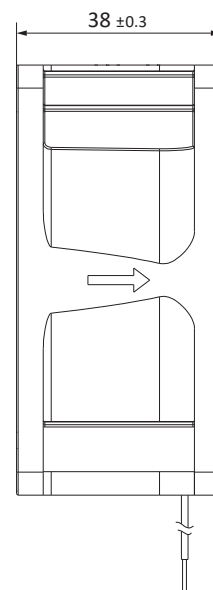
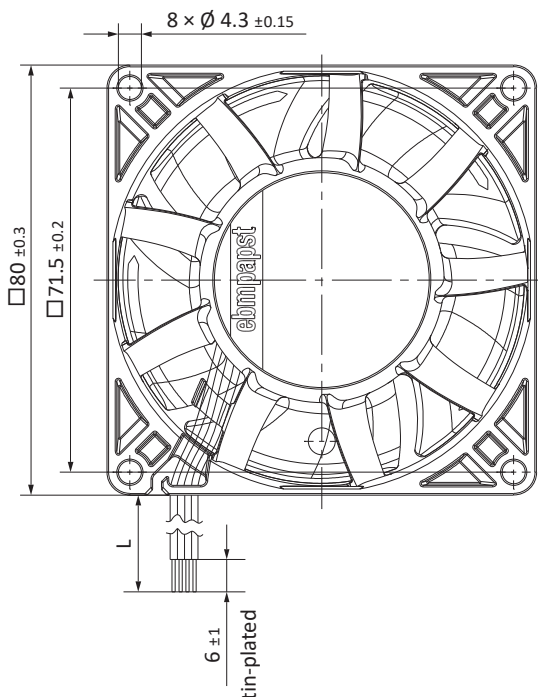
Optional:

- + Go / NoGo alarm
- + Alarm with speed limit
- + Temperature sensor for speed control
- + Analog control input
- + Salt spray resistance
- + Protection class up to IP68
- + EMC Class B
- + ATEX certified – EN 60079-7, Group IIC, T4

Nominal data

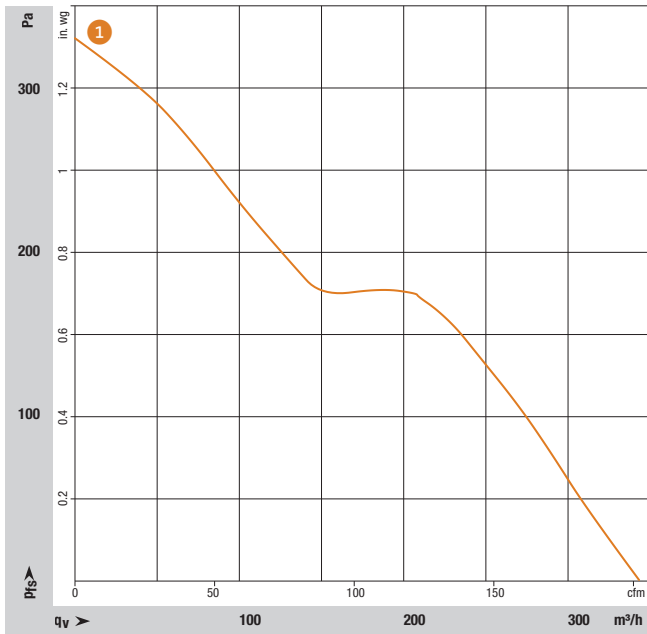
| Type | Material no. | Air flow* m³/h | Air flow* cfm | Nominal voltage V DC | Voltage range V DC | Sound pressure dB(A) | Sound power Bel (A) | Sintered sliding bearing Ball bearings | Power consumption* Watts | Max. power consumption Watts | Nominal speed rpm | Temperature range °C | Ground kg | Curve |
|--------------|--------------|-------------------|------------------|-------------------------|-----------------------|-------------------------|------------------------|---|-----------------------------|------------------------------------|----------------------|-------------------------|--------------|-------|
| VWCF080KHFKS | 8315100320 | 132 | 78 | 12 | 8...16 | 62 | 7.2 | ■ | 12 | 25 | 10,000 | -20...+75 | 0.2 | ① |
| VWCF080KJFKS | 8315100321 | 132 | 78 | 24 | 16...32 | 62 | 7.2 | ■ | 12 | 25 | 10,000 | -20...+75 | 0.2 | ① |
| VWCF080KKFKS | 8315100322 | 132 | 78 | 48 | 36...60 | 62 | 7.2 | ■ | 12 | 25 | 10,000 | -20...+75 | 0.2 | ① |
| VWCF080KHFLS | 8315100136 | 175 | 103 | 12 | 8...16 | 71 | 7.7 | ■ | 26 | 63 | 13,200 | -20...+75 | 0.2 | ② |
| VWCF080KJFLS | 8315100137 | 175 | 103 | 24 | 16...32 | 71 | 7.7 | ■ | 25 | 62 | 13,200 | -20...+75 | 0.2 | ② |
| VWCF080KKFLS | 8315100138 | 175 | 103 | 48 | 36...60 | 71 | 7.7 | ■ | 24 | 61 | 13,200 | -20...+75 | 0.2 | ② |
| VWCF080KHFMS | 8315100130 | 215 | 126.5 | 12 | 8...16 | 76 | 8.3 | ■ | 46 | 98 | 16,500 | -20...+75 | 0.2 | ③ |
| VWCF080KJFMS | 8315100134 | 215 | 126.5 | 24 | 16...32 | 76 | 8.3 | ■ | 44 | 96 | 16,500 | -20...+75 | 0.2 | ③ |
| VWCF080KKFMS | 8315100135 | 215 | 126.5 | 48 | 36...60 | 76 | 8.3 | ■ | 42 | 94 | 16,500 | -20...+75 | 0.2 | ③ |

All dimensions in mm. Data sheets available on request. Subject to technical changes.
*in free air operation.



AxiForce size 120





Description:

- + Newly developed flow geometry
- + New 1-phase motor concept
- + Powerful electronics
- + Airflow direction: exhaust over struts
- + Direction of rotation: counterclockwise viewed toward rotor
- + Housing material: plastic (PBT)
- + Fan impeller material: plastic (PA)
- + Tacho output
- + PWM control input

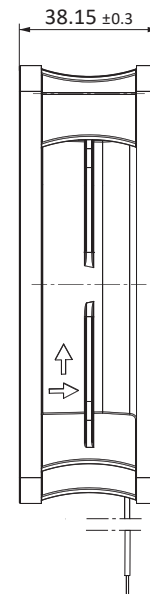
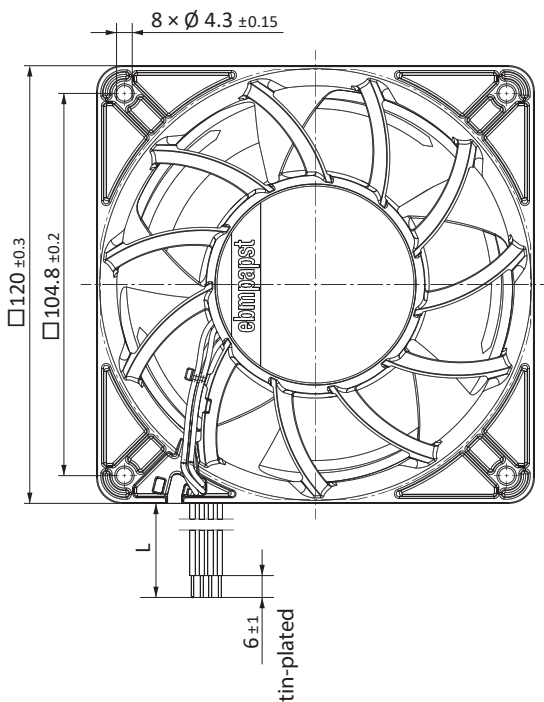
Optional:

- + Go / NoGo alarm
- + Alarm with speed limit
- + Temperature sensor for speed control
- + Analog control input
- + Salt spray resistance
- + Protection class up to IP68
- + EMC Class B
- + ATEX certified – EN 60079-7, Group IIC, T4

Nominal data

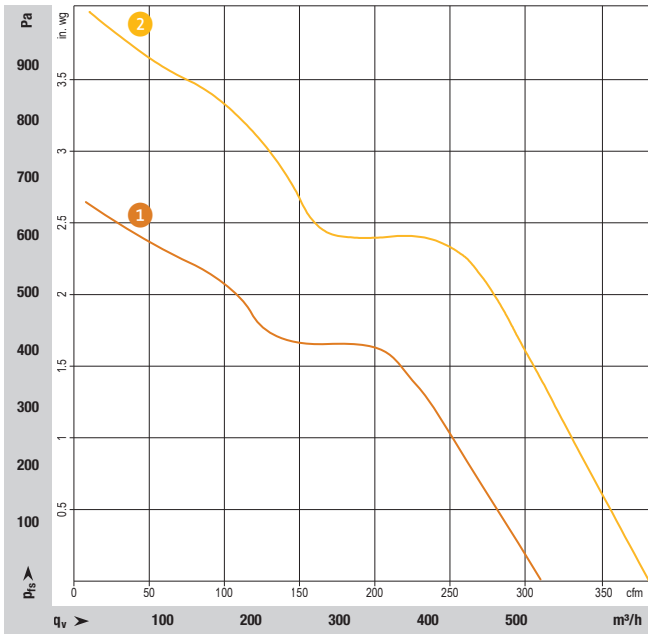
| Type | Material no. | Air flow* m³/h | Air flow* cfm | Nominal voltage V DC | Voltage range V DC | Sound pressure dB(A) | Sound power Bel (A) | Sintered sliding bearing Ball bearings | Power consumption* Watts | Max. power consumption Watts | Nominal speed rpm | Temperature range °C | Ground kg | Curve |
|--------------|--------------|-------------------|------------------|-------------------------|-----------------------|-------------------------|------------------------|---|-----------------------------|------------------------------------|----------------------|-------------------------|--------------|-------|
| VWCF120KHJPS | 8315100143 | 345 | 203 | 12 | 10.8...13.2 | 59 | 7.0 | ■ | 30 | 35 | 6,500 | -20...+70 | 0.3 | ① |
| VWCF120KJJPS | 8315100142 | 345 | 203 | 24 | 16...32 | 59 | 7.0 | ■ | 30 | 35 | 6,500 | -20...+70 | 0.3 | ① |
| VWCF120KKJPS | 8315100144 | 345 | 203 | 48 | 36...60 | 59 | 7.0 | ■ | 30 | 35 | 6,500 | -20...+70 | 0.3 | ① |

All dimensions in mm. Data sheets available on request. Subject to technical changes.
*in free air operation.



AxiForce size 172





Description:

- + Newly developed flow geometry
- + New 3-phase motor concept
- + Powerful electronics
- + Airflow direction: exhaust over struts
- + Direction of rotation: counterclockwise viewed toward rotor
- + Housing material: aluminum
- + Fan impeller material: plastic (PA)
- + Tacho output
- + PWM control input

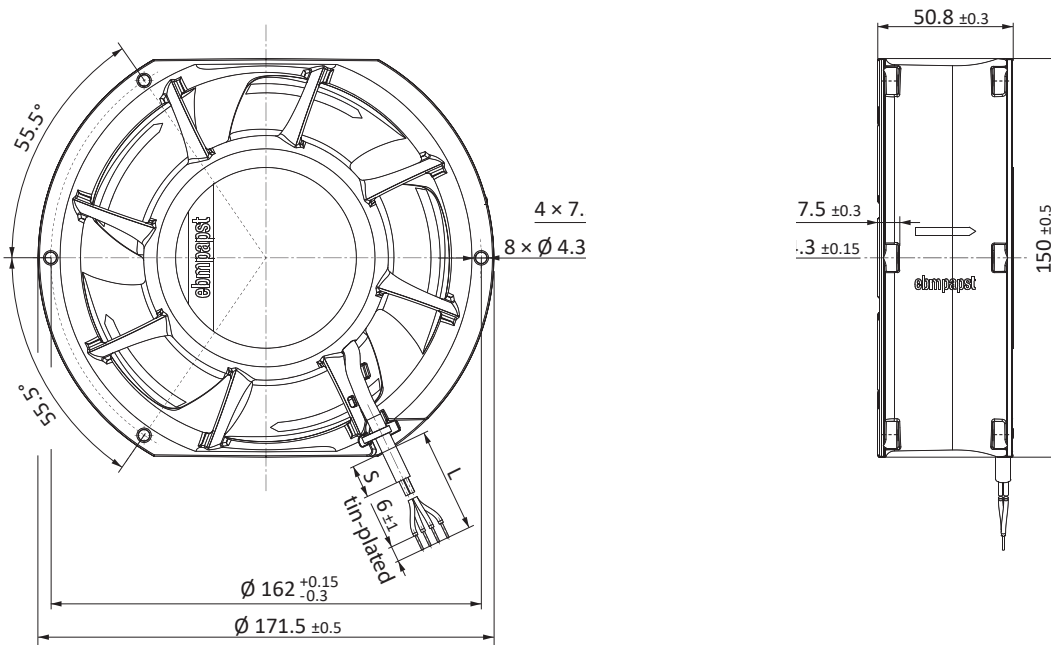
Optional:


- + Go / NoGo alarm
- + Alarm with speed limit
- + Temperature sensor for speed control
- + Analog control input
- + Salt spray resistance
- + Protection class up to IP68
- + ATEX certified – EN 60079-7, Group IIC, T4

Nominal data

| Type | Material no. | Air flow* m³/h | Air flow* cfm | Nominal voltage V DC | Voltage range V DC | Sound pressure dB(A) | Sound power Bel (A) | Sintered sliding bearing Ball bearings | Power consumption* Watts | Max. power consumption Watts | Nominal speed rpm | Temperature range °C | Ground kg | Curve |
|--------------|--------------|-------------------|------------------|-------------------------|-----------------------|-------------------------|------------------------|---|-----------------------------|------------------------------------|----------------------|-------------------------|--------------|-------|
| VWLG150KJLRS | 8315100157 | 530 | 311 | 24 | 16...30 | 71 | 7.7 | ■ | 58 | 100 | 6,800 | -20...+70 | 0.9 | ① |
| VWLG150KKLSS | 8315100059 | 650 | 382 | 48 | 36...72 | 70 | 8.1 | ■ | 98 | 170 | 8,300 | -20...+70 | 0.9 | ② |

All dimensions in mm. Data sheets available on request. Subject to technical changes.
*in free air operation.



A young woman with blonde hair, wearing a red blouse, is smiling and looking upwards while holding a tablet. The background is a blurred indoor setting. A yellow rectangular overlay is positioned on the right side of the image, containing white text.

What *Engineering*
a better life means
to us.

Who we are.

We lead air technology into the next generation: with innovative hardware and software solutions that are always more powerful, compact, efficient and sustainable than their predecessors. Over the years, this has made us the world's leading manufacturer for fans and drives and helps reduce the carbon footprint in our customers' applications.

Digitalization and the associated networking of intelligent components and systems play a central role for us. In this way, we create a holistic link between sustainability and digitalization and enable the responsible use of resources through intelligent solutions of the highest efficiency.

What drives us.

But our consistent pursuit of efficiency and progress has even deeper roots. After all, there is something that excites us even more than our market position. It is the deep awareness that, with our solutions, like the new **AxiForce series**, we are making the lives of many people around the globe more pleasant, safer and thus better. Therefore, the central driving force in all our thoughts and actions is Engineering a better life. It is the reason why it is worthwhile for us to get up every day and do our best.

More about this at [ebmpapst.com/aboutus](https://www.ebmpapst.com/aboutus)

What you get out of it.

- 1. Technological edge.**
With our EC technology, we combine the highest energy efficiency with the advantages of IoT and digital networking.
- 2. Our sustainable approach.**
We take our responsibility seriously with energy-saving products, environmentally-friendly processes and through social engagement.
- 3. System expertise.**
As experts in advanced motor technology, electronics and aerodynamics, we provide perfect system solutions from a single source.
- 4. The ebm-papst spirit of invention.**
Over 800 engineers and technicians will develop a solution that precisely fits your needs.
- 5. Personal proximity to you.**
With numerous sales locations worldwide, we create a glocal presence that ensures fast response times. We always consider the complete process and put the customer at the center.
- 6. Our standard of quality.**
Our quality management is uncompromising, at every step and in every process.



Would you like more information? No problem:

If you have any questions about the new AxiForce series
please contact Christian Stern,
Product Management CAT
Phone: +497724 81-1725
Stern.Christian@de.ebmpapst.com

www.ebmpapst.com

ebmpapst

engineering a better life